





50N	:	INSTANTANEOUS EARTH FAULT RELAY (Tripple pole)
50	:	TRIPLE POLE INSTANTANEOUS OVER CURRENT RELAY
51	:	DOUBLE POLE INVERSE DEFINITE MINIMUM TIME RELAY
50/2	:	SINGLE POLE ADJUSTABLE DEFINITE TIME DELAY RELAY FOR MOTOR OVERLOAD ALARM
2	:	TIME DELAY PICKUP RELAY
27X	:	4C DOUBLE-POLE INSTANTANEOUS UNDER VOLTAGE RELAY
27	:	DC INSTANTANEOUS UNDER VOLTAGE RELAY
59	:	DC INSTANTANEOUS OVER VOLTAGE RELAY
96	:	EARTH LEAKAGE RELAY
51V	:	THREE POLE VOLTAGE CONTROLLED DEFINITE TIME DELAY OVER CURRENT RELAY
87	:	THREE POLE DIFFERENTIAL PROTECTION RELAY
95	:	SINGLE POLE DEFINITE TIME OVER CURRENT RELAY - DC OVER LOAD RELAY
64	:	RESTRICTED EARTH FAULT PROTECTION

 DRAW OUT TYPE
AIR CIRCUIT BREAKER
  NON DRAW OUT TYPE
2-POLE MCCB

 NON DRAW OUT TYPE
AIR BREAK SWITCH
  NON DRAW OUT TYPE
AIR BREAK SWITCH

शीर्षक/TITLE	डाईंग नं./DRAWING NO.
SINGLE LINE DIAGRAM FOR LT AC & DC SYSTEM AT BALLIA	TB-0-404-316-026
पृष्ठ नं./SHEET No. 01	कुल पृष्ठ सं./TOTAL SHEET No.